

# MOLDINGS & FLOORINGS





# ABOUT US

**Established in 2014**, we are direct importers and providers of excellent quality building materials for construction at competitive prices.

Our warehouse, located in South Florida, has molding, LPE and Cumaru hardwood, NEW TECH WOOD, and flooring products, ready to deliver and install. We can fulfill special orders.

**We are committed to our clients, and offer personalized services to attend all your specific needs.**



Our floor selection is recognized for its affordability and high quality, offering something for just about any budget. US Lumber Supply has an extensive collection of flooring products and underlayment



With multiple providers across the country, we carry every type of hard surface flooring including vinyl, engineer wood, laminate and tile.



G  
N  
I  
R  
O  
O  
T  
E



# FLOORING



**7 PLANKS/BOX - 23.64 SQFT/BOX - 48 BOX/PALLET**

Deco 54 is a rigid core SPC floor, with unparalleled durability. It has a construction that consists of four layers: wear layer, image decor, a rigid polymeric core and an attached underlayment. Deco 54 has a commercial wear layer of 20 mil, ideal for retail businesses, cafeterias, office spaces, conference rooms, and hotel rooms.

**20 MILS - W 9" X L 54" X T 6 MM**



# FLOORING



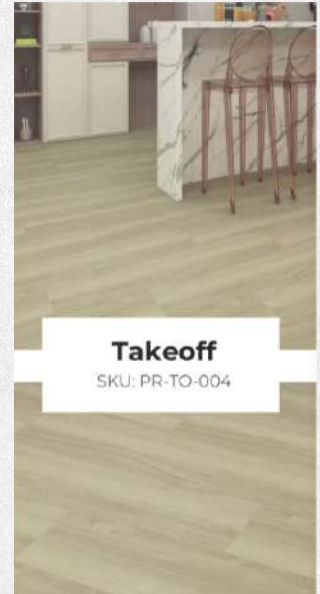
**10 PLANKS/BOX - 23.64 SQFT/BOX - 45 BOX/PALLET**

Keys is a rigid core SPC floor, with unparalleled durability. Keys is perfect for homeowners who want a floor that looks natural with protection from dents, water, scratches and stains. It has a rigid polymeric core of 4.2 mm with a sound absorbing Corepad IXPE of 1.5 mm combined with a 12 mil wear layer.

**12 MILS - W 7" X L 48" X T 5.7 MM**



# FLOORING



**9 PLANKS/BOX - 27.49 SQFT/BOX - 56 BOX/PALLET**

Project is a rigid core SPC floor, with unparalleled durability. It has a construction that consist of four layers: wear layer, image decor, a rigid polymeric core and an attached underlayment. Project is perfect for all your flooring projects around the house. It has a rigid polymeric core of 4.2 mm with an attached Corepad IXPE of 1 mm combined with a 12 mil wear layer.

**12 MILS - W 9" X L 48" X T 5.5 MM**



# FLOORING



**10 PLANKS/BOX - 30.35 SQFT/BOX - 60 BOX/PALLET**

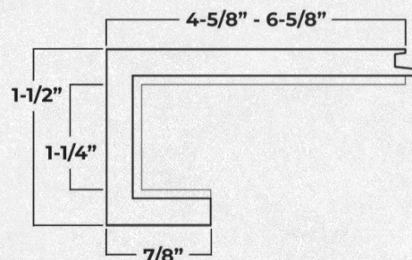

Hydrowood is a rigid core SPC floor, with unparalleled durability. It has a construction that consists of four layers: wear layer, image decor, a rigid polymeric core and an attached underlayment. Hydrowood has a commercial wear layer of 20 mil, ideal for retail businesses, cafeterias, office spaces, conference rooms, and hotel rooms.

**20 MILS - W 9" X L 48" X T 5.5 MM**

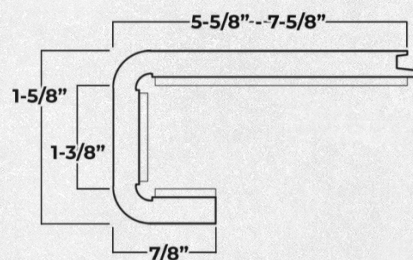



# FLOORING STEPS

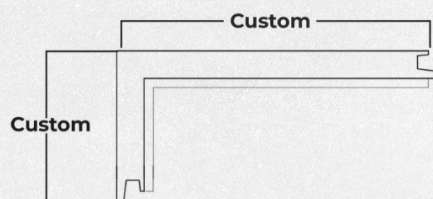

SQUARE STEP



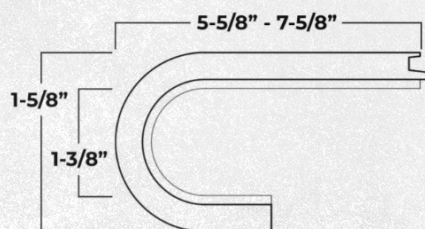

DOUBLE ROUNDED STEP



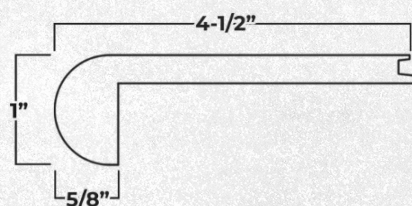
ROUNDED STEP




"L" SHAPE STEP



FLUSH STAIR NOSE







# MOLDINGS


We carry over 28 different profiles of molding products. We only import the highest quality moldings and always offer the BEST prices around.

We take special orders and provide guidance for all our customers. We carry crown molding, flex molding, baseboard, quarter round, casing, chair rail, pre-painted molding, ceiling molding, door and window molding, wall trim, wall panels and more.






# MOLDINGS



1x3

2 1/2" x 11/16" 17 LF



1x4

3 1/2" x 9/16" 16 LF



1x6

5 1/2" x 9/16" 16 LF



#PC5

5 1/4" x 9/16" 16 LF



#725

7 1/4" x 9/16" 16 LF




#738

7 3/4" x 9/16" 16 LF




1x8

7 1/4" x 5/8" 16 LF



#112

5 1/4" x 9/16" 16 LF



#410

4 1/2" x 9/16" 16 LF



#810

8 1/4" x 11/16" 16 LF




#1692

5 1/4" x 9/16" 16 LF



#5163

5 1/4" x 9/16" 16 LF



#601

5 1/2" x 11/16" 16 LF



#618

5 1/4" x 1/2" 16 LF



#620

4 1/4" x 1/2" 16 LF



#5180

5 1/4" x 9/16" 16 LF



#5900

5 1/4" x 1/2" 16 LF




#6140

6 1/4" x 11/16" 16 LF



#623

3 1/4" x 1/2" 16 LF



#631

3 1/4" x 1/2" 16 LF



#710

7 1/4" x 11/16" 16 LF



#6180

6 1/4" x 9/16" 16 LF




#PX5

5 1/4" x 1/2" 16 LF

## BASEBOARD




# MOLDINGS



1X3  
2 1/2" x 11/16" 17 LF




1X4  
3 1/2" x 3/4" 17 LF




#234  
4" x 1 3/16"



#310  
3 3/4" x 1" 17 LF




#366  
2 1/4" x 11/16"




#376  
2 1/4" x 11/16"




#401  
3 1/2" x 11/16" 17 LF




#445  
3 1/4" x 11/16"




#1830  
3 1/2" x 11/16" 17 LF




DELTA  
3 1/2" x 1" 17 LF




#43  
7" x 11/16" 16 FL




#47  
4 5/8" x 9/16" 16 LF




#49  
3 5/8" x 19/16" 16 FL



#512  
5 1/2" x 9/16" 16 LF




#600  
6 1/4" x 15/16" 16 LF




#612  
5 1/2" x 11/16" 16 LF



#400  
4 5/8" x 11/16" 16 FL




#500  
5 1/4" x 13/16" 16 LF



#614  
6 1/4" x 11/16" 16 FL



#700  
7" x 3/4" 16 LF



#714  
7 1/4" x 11/16" 16 LF


CASING

CROWN




# MOLDINGS

## CROWN




#734

7 3/4" x 1 1/16" x 16LF



#814

8 1/4" x 5/16" x 16LF



#M45

5 1/4" x 9/16" x 16LF



#P45

5 1/4" x 9/16" 16 LF

## QUARTER ROUND WHITE



5/8" x 1 1/16"





# NEW TECH WOOD

We are an authorized distributor of NewTech Wood and all of their products including accessories.

**NewTech Wood products are the most durable, attractive, fade and scratch resistant in the industry, offering a 25 year guarantee.**





# COMPOSITE DECKING


Unparalleled beauty, wide range of colors and textures to choose from, highly resistant to inclement weather, insects, and mold and little to no maintenance.

**Highly eco-friendly -95%  
made out of recycled material.**





# COMPOSITE DECKING



IS07 - CORTES SERIES

SOLID DECK BOARD  
5-7/16" X 7/8"  
(138 X 22.5 mm)  
Length: 16' & 8'  
Weight: 2.40 lb/ft



US01 - MAGELLAN SERIES

SOLID DECK BOARD WITH  
GROOVES  
5-7/16" X 7/8"  
(138 X 22.5 mm)  
Length: 16' & 8'  
Weight: 2.40 lb/ft



UH02 - VOYAGER SERIES

CIRCLE HOLLOW DECK BOARD  
WITH GROOVES  
5-7/16" X 7/8"  
(138 X 22.5 mm)  
Length: 16' & 8'  
Weight: 1.76 lb/ft



US33 - COLUMBUS SERIES

HYBRID BOARD  
5-7/16" X 7/8"  
(138 X 22.5 mm)  
Length: 16' & 8'  
Weight: 2.35 lb/ft

## BRAZILIAN IPE (IP)

STRAIGHT GRAIN



WOOD GRAIN



## PERUVIAN TEAK (TK)

STRAIGHT GRAIN



WOOD GRAIN



## HAWAIIAN CARCOAL (CH)

STRAIGHT GRAIN



WOOD GRAIN



## ROMAN ANTIQUE (AT)

STRAIGHT GRAIN



WOOD GRAIN





# COMPOSITE DECKING

## SPANISH WALNUT (WN)

STRAIGHT GRAIN



WOOD GRAIN



## WESTMINISTER GRAY (LG)

STRAIGHT GRAIN




WOOD GRAIN




## ACCESORIES

CLIPPING SYSTEM



FINISHERS ULTRA SHIELD®





# EUROPEAN SIDING





## BRAZILIAN IPE (IP)

BELGIAN BOARD



UH46  
Size: 4-13/16" x 1" (121.5 x 25 mm)  
Length: 16'  
Weight: 1.19 lb/ft


NORWEGIAN BOARD



UH58  
Size: 7-3/4" x 1" (196.5 x 25 mm)  
Length: 16'  
Weight: 1.67 lb/ft

## HAWAIIAN CHARCOAL (CH)

NORWEGIAN BOARD



UH46  
Size: 4-13/16" x 1" (121.5 x 25 mm)  
Length: 16'  
Weight: 1.19 lb/ft


## PERUVIAN TEAK (TK)

BELGIAN BOARD



UH46  
Size: 4-13/16" x 1" (121.5 x 25 mm)  
Length: 16'  
Weight: 1.19 lb/ft


NORWEGIAN BOARD



UH58  
Size: 7-3/4" x 1" (196.5 x 25 mm)  
Length: 16'  
Weight: 1.67 lb/ft

## ROMAN ANTIQUE (AT)

NORWEGIAN BOARD



UH46  
Size: 4-13/16" x 1" (121.5 x 25 mm)  
Length: 16'  
Weight: 1.19 lb/ft





For any questions regarding our products and services  
please contact us. We'll be happy to help you!

**Phone. 954-471-3098**  
**[sales@uslumbersupply.com](mailto:sales@uslumbersupply.com)**  
**4040 N. 29th Ave**  
**Hollywood, FL. 33020**

